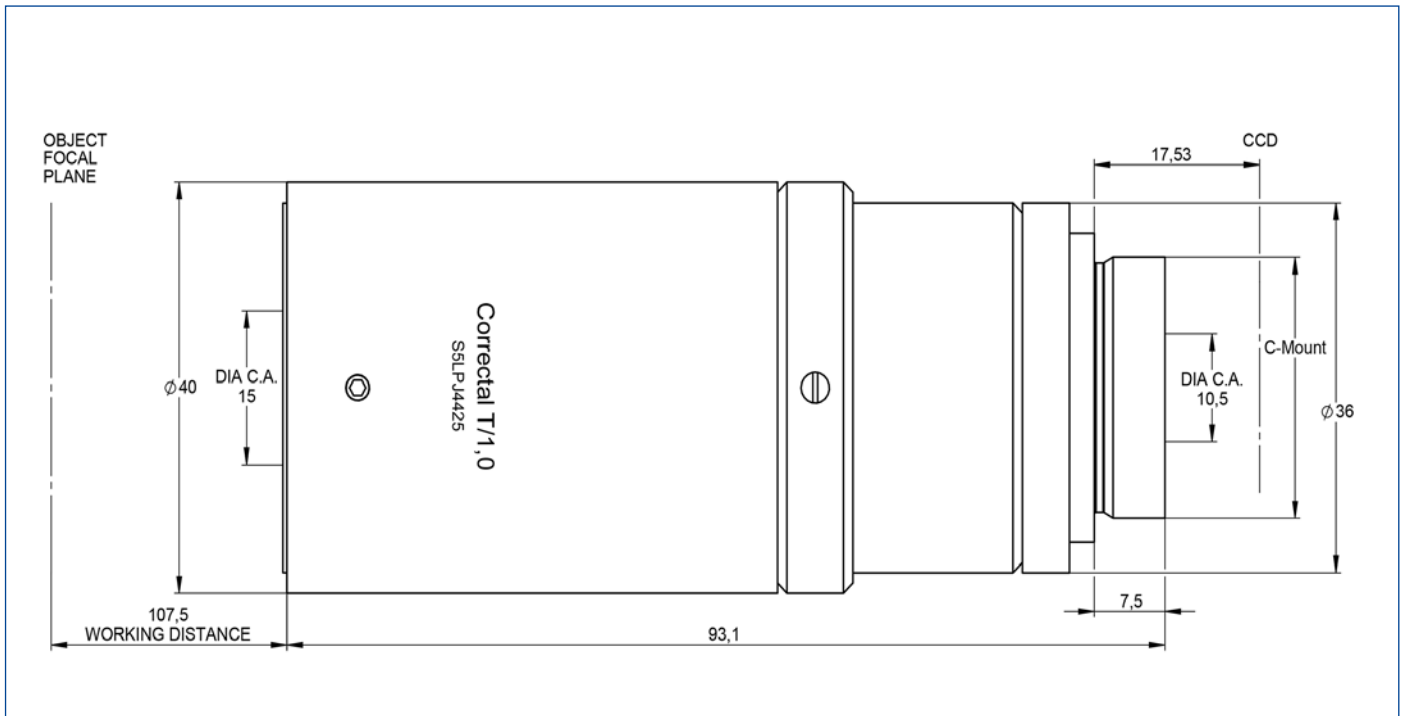


DATA SHEET



S5LPJ4425 Correctal® T/1.0D

- telecentric lens
- with c-mount
- with variable iris



outline drawing

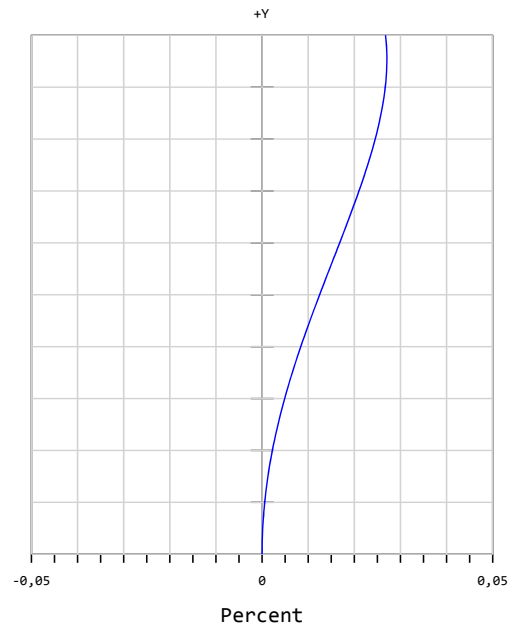
DATA SHEET



specifications

article number	S5LPJ4425
design wavelength [nm]	450-700
magnification (+/-5%)	1.000
working distance [mm] (+/-2%)	107.5
object size [mm]	3.6 x 2.8
at a chip size of [mm]	3.6 x 2.8 (1/4")
distortion [%]	< 0.05
object size [mm]	4.8 x 3.6
at a chip size of [mm]	4.8 x 3.6 (1/3")
distortion [%]	< 0.05
object size [mm]	6.4 x 4.8
at a chip size of [mm]	6.4 x 4.8 (1/2")
distortion [%]	< 0.05
max. telecentricity error [°]	0.01
numerical aperture	0.06
weight [kg]	0.20
flange back distance [mm]	17.53
accessory	S5SET0021, S5SET2425

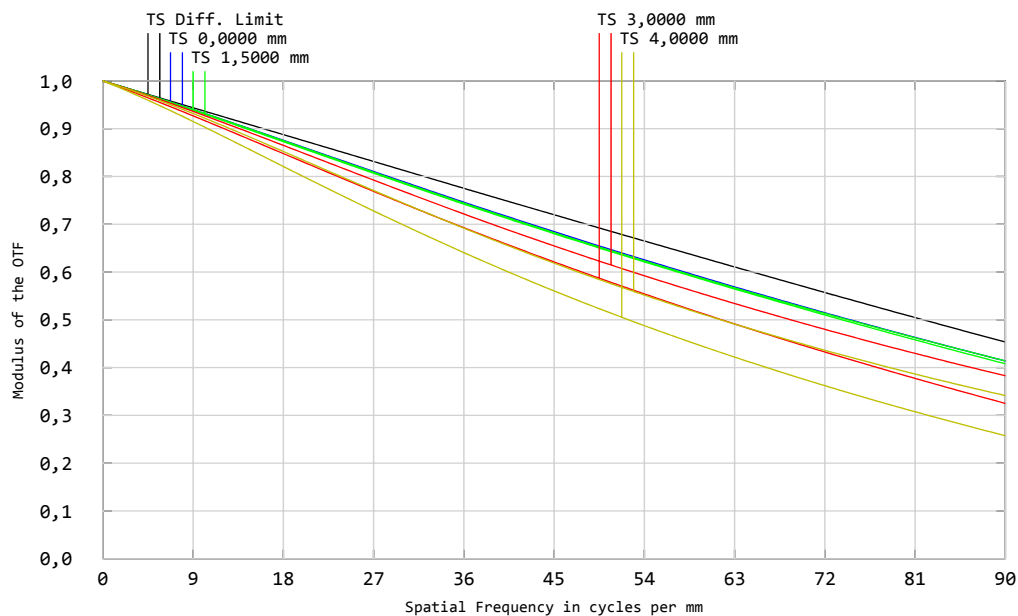
Distortion for 586 nm



x = distortion

y = max. field

MTF for various object heights at 586 nm



T. tangential

S. sagittal

graphs and data given by design.